

# Hollands Licht

## O

24 P.118

## A

AXLE P.72

## E

ECLIPS P.156

## F

FLYBYE P.86

FLYBYE T2 P.90

## G

GLOW P.64

GLOW KNIT P.68

## K

KING ARTHUR WALL P.172

## L

LIMPID LIGHT P.110

LOTEK P.150

## M

MINIMISM P.8

## P

PLEAT P.164

PLEAT FLOOR P.167

## R

RHYTHM OF LIGHT P.146

REFLEX P.28

RING P.96

RING FLOOR P.100

RING T1 P.103

## T

TIMBER P.36

TIMBER FLOOR P.44

TIMBER LINE P.50

TIMBER LOUNGE P.55

TIMBER UP P.56

## V

VAPOUR P.130

## X

XIO P.16



hollandslicht

## **“I don’t paint cows, I paint light”, a Dutch artist once said.**

The interactive play of light and dark, of sky and landscape, has been a source of inspiration for artists and designers for centuries.

The use of light and its effect plays an important role in the Hollands Licht collection. Not only is the lamp as an object key, but also the functionality of the lamp in a space or interior. Together with young and fresh as well as established designers, we strive to develop timeless and user-friendly products which subtly attract and hold your attention.

Hollands Licht stands for honest and sustainable Dutch craftsmanship and design talent from the Netherlands. As part of our efforts to minimise CO2 emissions, we aim to manufacture a minimum of 90% of our products in the Netherlands. We cooperate intensively with social enterprise initiatives. With love and devotion, disadvantaged workers put the finishing touch to our products.

The timeless designs of Hollands Licht are a reflection of sustainable, conscious production with respect for people and our planet. Existing lighting solutions on the market are simply too much fashion with too little functionality. The Hollands Licht collection presents lamps that are not only a beauty to behold, but also offer optimal light comfort and will endure for more than a lifetime.

# Pendant Lamps



24  
118



Axle S  
72



Axle M  
72



Rhythm of Light  
146



Rhythm of Light  
146



Timber S  
36



Timber M  
36

INDEX



Axle L  
72



Axle Chandelier 3  
78



Axle Chandelier 5  
78



Flybye  
86



Timber L  
36




Timber Chandelier 3  
42



Timber Chandelier 5  
43




Timber Line 3  
50



Glow S  
64



Glow M  
64




Glow L  
64



Glow Knit S  
68



Timber Line 4  
50



Vapour Horizontal  
130



Vapour Horizontal Sleeve  
130



Vapour Vertical  
130



Glow Knit M  
68



Glow Knit L  
68



Limpid S  
110



Limpid M  
110



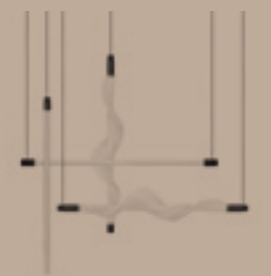
Vapour Vertical Sleeve  
130



Vapour Chandelier 3  
136



Vapour Chandelier 5  
136



Vapour Configurations  
138



Limpid L  
110



Pleat 50  
164



Pleat 75  
164



Ring  
96

## Floor Lamps




Eclips  
156



Lotek XS  
150



Lotek Classic  
153



Lotek XL  
154



Pleat 50 Floor  
167



Pleat 75 Floor  
167



Reflex  
28



Ring Floor  
100



Timber Floor  
44



Timber Lounge Single  
55



Timber Lounge Double  
54




Timber Up  
56



Xio  
16

## Table Lamps




Flybye T2  
90



Ring T1  
103



Lotek XS  
150



Lotek Classic  
153



Lotek XL  
154

## Wall Lamps



King Arthur wall  
172



Minimism Single  
8



Minimism Double  
10




Minimism Triple  
12





**ERNST KONING**  
**Flybye, Flybye T2** P.86  
**Ring, Ring Floor, Ring T1** P.96  
**Timber, Timber Floor, Timber Line,**  
**Timber Lounge, Timber Up** P.36




**ALEX DE WITTE**  
**Axle** P.72



**DICK SPIENBURG**  
**Xio** P.16


Home-grown design deserves to be in the spotlight. Contemporary Dutch design really started to flourish in the 1980s with designers such as Benno Premsele (designer of Lotek). Today, internationally recognised product design courses in the Netherlands produce an abundance of talent. Hollands Licht showcases this (young) design talent and gives them an opportunity to bring their designs to the market. The Hollands Licht collection contains exclusively designs by Dutch designers. With a design ethic that personifies Dutch design: minimalist, experimental, innovative, unconventional and functional. These characteristics are expressed by the Hollands Licht collection.




**BENNO PREMSELA**  
**Lotek** P.150



**EVERT JELLE JELLES**  
**Eclips** P.156



**JULIA RAYMAKERS**  
**24** P.118



**MARC DE GROOT**  
**Glow, Glow Knit** P.64




**JESSE VISSER**  
**King Arthur Wall** P.172



**KEES MARCELIS**  
**Reflex** P.28



**SUZANNE DE GRAEF**  
**Rhythm of Light** P.146



**IRIS VAN DAALEN**  
**RUBEN THIER**  
**Vapour** P.130



**ESTHER JONGSMA**  
**SAM VAN GURP**  
**Limpid Light** P.110



**MITCHEL VERKUIJLEN**  
**JOOST VOGELAAR**  
**Minimism** P.8



**WIEBE BOONSTRA**  
**MARTIJN HOOGENDIJK**  
**MARC VAN NEDERPELT**  
**Pleat, Pleat Floor** P.167



# Minimism


DEPTH 2022




Minimism brings the subtle beauty of wood and LED technology together in a characterful wall and ceiling lamp. The essence of the design draws from three sources: the purity of Japanese culture, the precision of Scandinavian design and the typical Dutch handicraft with great attention to the use of materials. The lamp's contemporary design is expressed by the minimalist interaction of the oak wood used in the robust connector combined with the elegant lines of the elongated LED lamps. The warm white LED creates a diffused, ambient light. This diffused light is perfect above or next to a mirror as well as in working environments since it avoids the intense glow that causes tired eyes. The different dimensions available enable the three sizes to be combined to create various configurations that play with light and space.



WALL LAMP



*Minimalism can be used both horizontal and vertical*

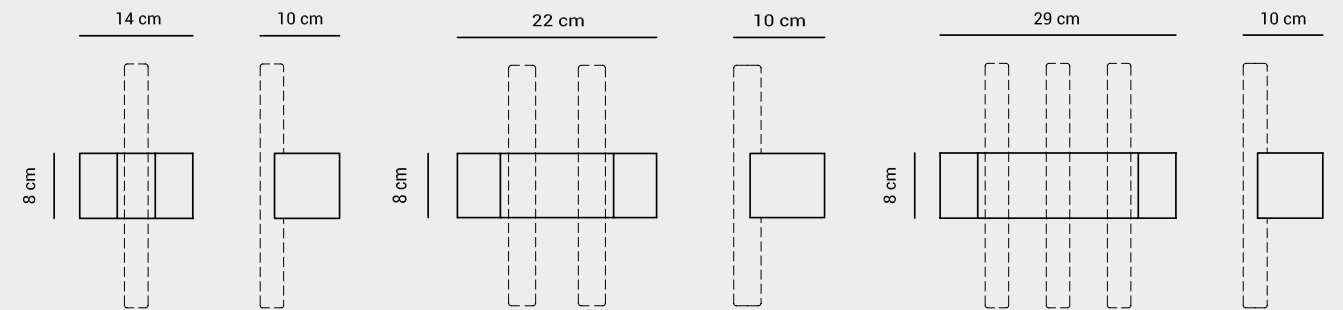


*For the light sources three lengths are available: 30cm, 50cm and 100cm*



# Minimism

DEPTH, 2022



By using different light sources you can create various configurations that play with light and space

LIGHT SOURCE S14d / 20W Max  
230-240 VAC/50Hz  
(Light bulb not included)

PRODUCT USE Indoor IP20

MATERIALS Oak wood

FINISH Natural oiled oak  
Black stained oak

REFERENCE CODE	Minimism Wall Single Oak	20MINI1726A1OAK
	Minimism Wall Single Black	20MINI1726A1ESZ
	Minimism Wall Double Oak	20MINI1726A4OAK
	Minimism Wall Double Black	20MINI1726A4ESZ
	Minimism Wall Triple Oak	20MINI1726A5OAK
	Minimism Wall Triple Black	20MINI1726A5ESZ


*Light source (per piece)*

Minimism LEDinestra 30cm 3W 2700K S14D  
Minimism LEDinestra 50cm 5W 2700K S14D  
Minimism LED 100cm 8W 2700K S14D

20MINI17260LED030  
20MINI17260LED050  
20MINI17260LED100







A surface of 30x30cm on a slim leg and a cross on the floor. The surface is transparent and when switched on it lights up evenly, bringing clear and soft light into the space. The innovation in this luminaire is the narrow LED. The special pattern ensures that the frameless surface is evenly illuminated. Xio is an elegant model that can be integrated smoothly into interiors due to its timeless character.

Xio has a height of 120 cm. The metal parts are available in three colours: pebble, anthracite and rust. To add extra warmth to the luminaire optional covers, made from 3D printed fabric, are available in the same four colours.

# Xio

DICK SPIERENBRUG

2022

FLOOR LAMP









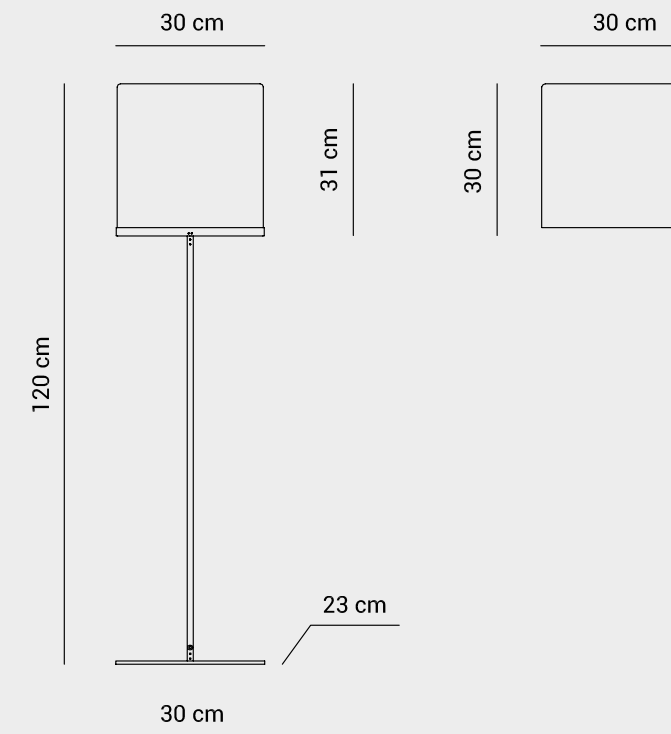


*By adding the 3D knitted cover Xio get's a softer touch and three-dimensional look . The covers are semi-transparent and are available in the matching colours Pebble, Anthracite and Rust*










LIGHT SOURCE	LED 20W 2700K 900lm CRI 90 Dimmable
PRODUCT USE	Indoor IP20
MATERIALS	Fixture: PMMA, aluminium Frame: powder coated steel
FINISH	Anthracite Pebble Rust
COVER	3D knitted fabric anthracite 3D knitted fabric pebble 3D knitted fabric rust
REFERENCE CODE	See price list









# Reflex

KEES MARCELIS

2022



Interior designer Kees Marcelis was looking for a lamp that would fit well in timeless residential and hospitality projects. A lamp that is both a statement in the interior and in terms of functionality provides the desired light effects. According to him, the effect of light and reflection is still often underestimated. Reflex therefore refers to the reflection of light. The characteristic shape and versatile light image are striking. The shape was created when Marcelis laid several L-shapes on top of each other. The soft Led light reflects from three different wooden uprights on the feet and provides indirect light on the wall from the vertical upright and directional reading light downward from the 2 arms.



FLOOR LAMP





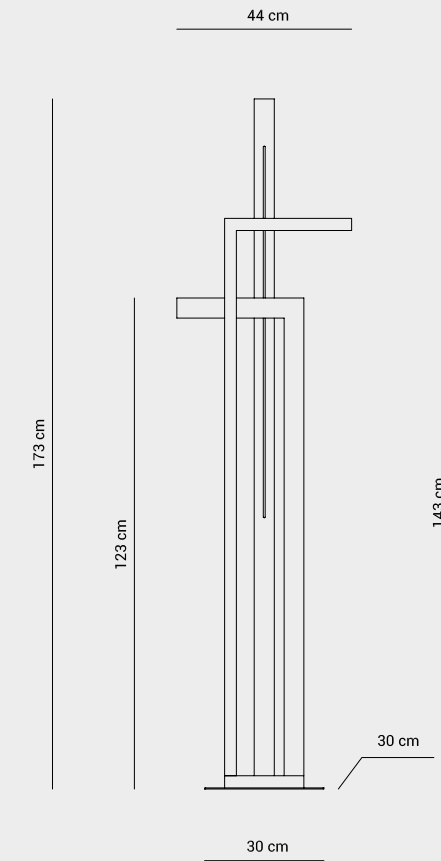
*The two horizontal arms and vertical stem can be switched on/off separately. From left to right: only arms on, only vertical stem on, arms and stem on*





# Reflex

Ernst Koning, 2022



## LIGHT SOURCE

### Vertical Led

Led 11,2W  
230-240 VAC/50Hz  
2700K  
980lm  
CRI 90

### L-shaped Led's

2 x Led 5W  
230-240 VAC/50Hz  
2700K  
CRI 90  
2 x 420lm

## PRODUCT USE

Indoor IP20

## TECHNICAL CHARACTERISTICS

2 step switch

## MATERIALS

Arms: oak wood  
Base: brushed stainless steel

## FINISH

Natural oiled oak  
Black stained oak

## REFERENCE CODE

Reflex Natural Matt Oak  
Reflex Carbon Black Oak

20REFL0171600AK  
20REFL01716000Z





Timber, a design by Ernst Koning, combines a familiar form with a modern twist. The shade is expertly turned from a solid piece of wood. This collection uses three types of high-quality wood: ash, oak and walnut. A special wood lacquer is applied which reveals the elegant wood veins. Timber is available in three different sizes (S, M and L) that create a wonderful effect when grouped. But this distinctive pendant also makes a statement suspended in a row above a dining table or bar. The simple and characteristic bottle shape, natural look and targeted light of the Timber collection makes it a versatile object in both private and professional interiors.



# Timber

ERNST KONING

2013





Oak, Walnut, Ash black

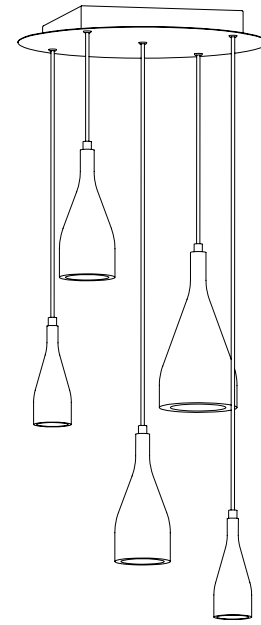
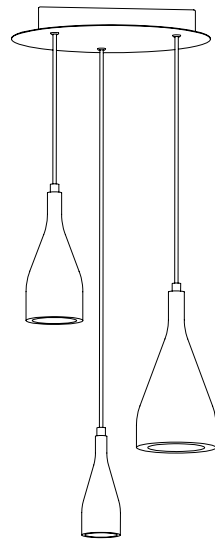




The Timber pendants come in three sizes: S, M and L



Timber chandelier 3



Timber chandelier 5

## Timber Chandelier 2020

Timber also comes as a chandelier of 3 or 5 fixtures of your choice including a canopy. Mix & Match your own creation. The canopies are available with 3 or 5 holes and in black and white.

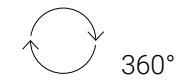




## Timber Floor 2020


FLOOR LAMP

Timber Floor is a modern version of the classic uplighter with reading lamp. An elegant design by Ernst Koning that gives both ambient light and reading light. These features add versatility to the lamp making it perfect for tiny houses and multi-functional spaces. The uplighter and spotlight provide warm light and can be dimmed and switched on and off independently. The spotlight can also be rotated and directed in various positions. The Timber Floor frame is available in black and white, while the shade is available in four different finishes: oak, walnut, white stained ash or black stained ash. Timber Floor is a timeless design that complements a variety of interiors.



360°






*Dimming on top of base*







PENDANT LAMP



## Timber Line 2022


Timber Line has a slim black frame with 3 or 4 movable spots and can be used above a dining table or desk and is also very suitable to light up a cabinet or wall. Or even more versatile both a tabletop and wall. In other words, it's multifunctional.



360°







360°

## Timber Lounge Single & Double 2022

Timber Lounge reading light is available in two versions: Single and Double. The names speak for themselves: Timber Lounge Single comes with one led spot, Timber Lounge Double with two led spots. The movable spots make it possible to point the reading light on the wall or use it as an uplighter too.



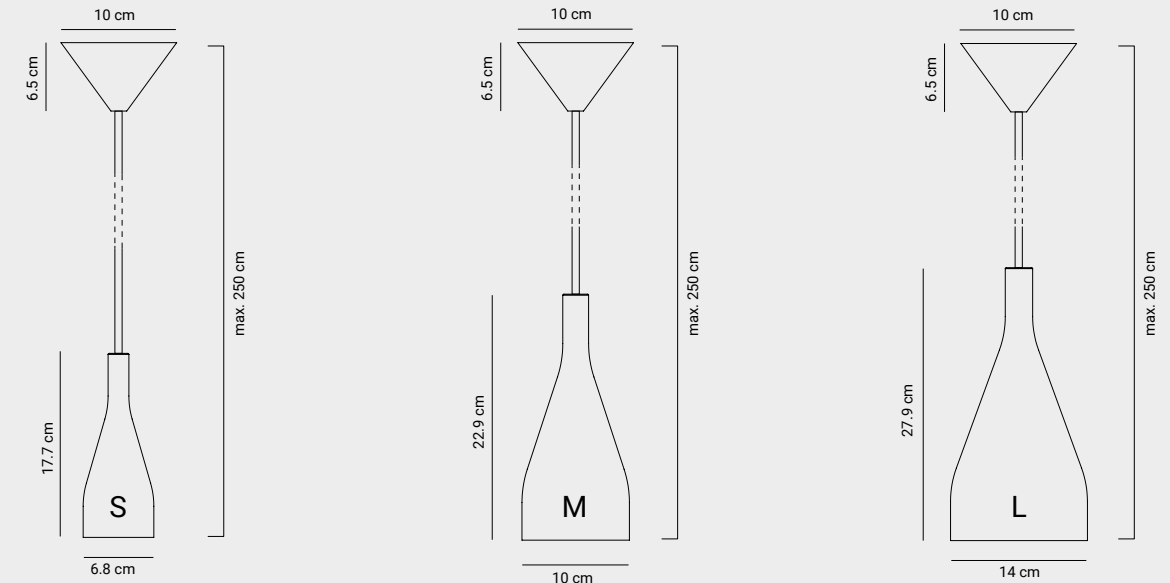


## Timber Up 2023

Our simplified version of Timber Floor: Timber UP. This uplighter is dim to warm and provides lots of light during the day and cozy night at night. The perfect solution for smaller spaces.

## Timber

Ernst Koning, 2013



LIGHT SOURCE PAR 16 max. 10 W  
GU 10 Led 5,5 W (included)  
2700K, 350 lm, CRI 80  
dimnable


PRODUCT USE Indoor IP20

MATERIALS Shade in wood  
Cable in silicone rubber  
Ceiling rose in PVC

FINISH Walnut  
Oak  
Ash black

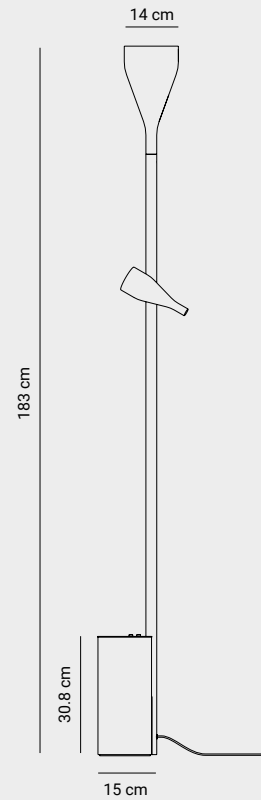
REFERENCE CODE	S	walnut	20TIMBER07NUT001
	S	oak	20TIMBER07OAK001
	S	ash black	20TIMBER07ESW001
	M	walnut	20TIMBER10NUT001
	M	oak	20TIMBER10OAK001
	M	ash black	20TIMBER10ESZ002
	L	walnut	20TIMBER14NUT001
	L	oak	20TIMBER14OAK001
	L	ash black	20TIMBER14ESZ002

Canopy 3 White RAL9016	20PLAF030000001
Canopy 3 Black RAL9005	20PLAF030000040
Canopy 5 White RAL 9016	20PLAF050000001
Canopy 5 Black RAL 9005	20PLAF050000040



# Timber Floor

Ernst Koning, 2020



**LIGHT SOURCE** Spot:  
LED 3W, 300lm, CRI90  
dim to warm 2200K-3000K

Uplight:  
LED 20W, 1900lm, CRI90  
dim to warm 1800K-3000K

**PRODUCT USE** Indoor IP20

**MATERIALS** Lamp stand: powder coated steel  
Spot and uplight: wood

**REFERENCE CODE** *LAMP STAND*  
black 20TIM183VL00040  
white 20TIM183VL00001

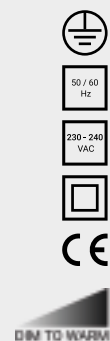
### SPOT AND UPLIGHT

*suitable for black lamp stand:*

ash black 20TIMKAPESZ0040  
ash white 20TIMKAPESW0040  
oak 20TIMKAPOAK0040  
walnut 20TIMKAPNUT0040

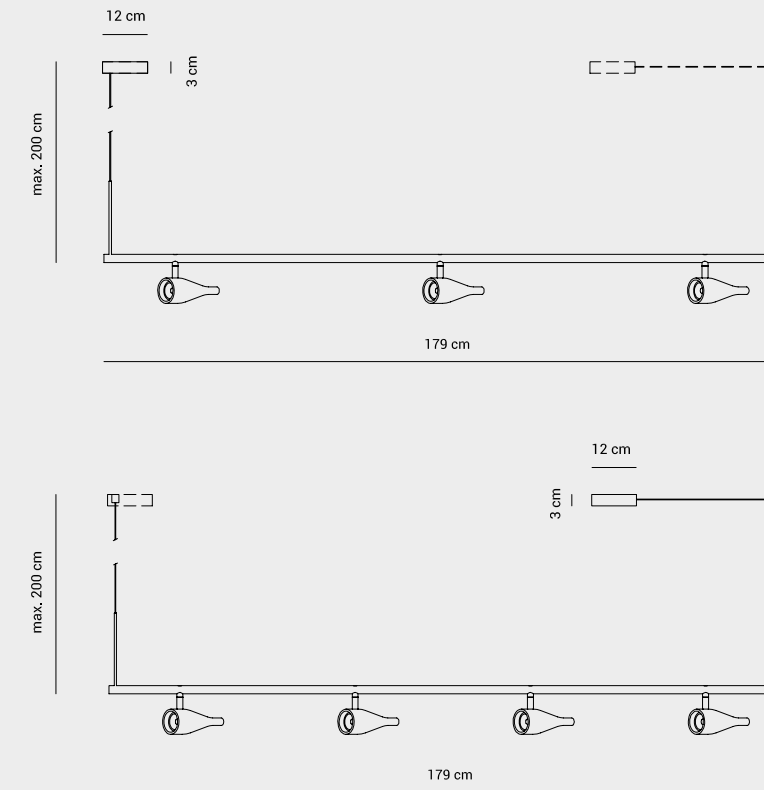
*suitable for white lamp stand:*

ash black 20TIMKAPESZ0001  
ash white 20TIMKAPESW0001  
oak 20TIMKAPOAK0001  
walnut 20TIMKAPNUT0001



# Timber Line

Ernst Koning, 2022



**LIGHT SOURCE** Timber Line-3 3 x Led 4,5W/500mA  
Timber Line-4 4 x Led 4,5W/500mA  
230-240 VAC/50Hz  
2700K

Timber Line-3 3 x 450lm  
Timber Line-4 4 x 450lm

CRI 90  
Phase cut dimmable

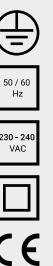
**PRODUCT USE** Indoor IP20

**MATERIALS** Frame: powder coated steel  
Shades: wood

**FINISH** Walnut  
Oak  
Ash black

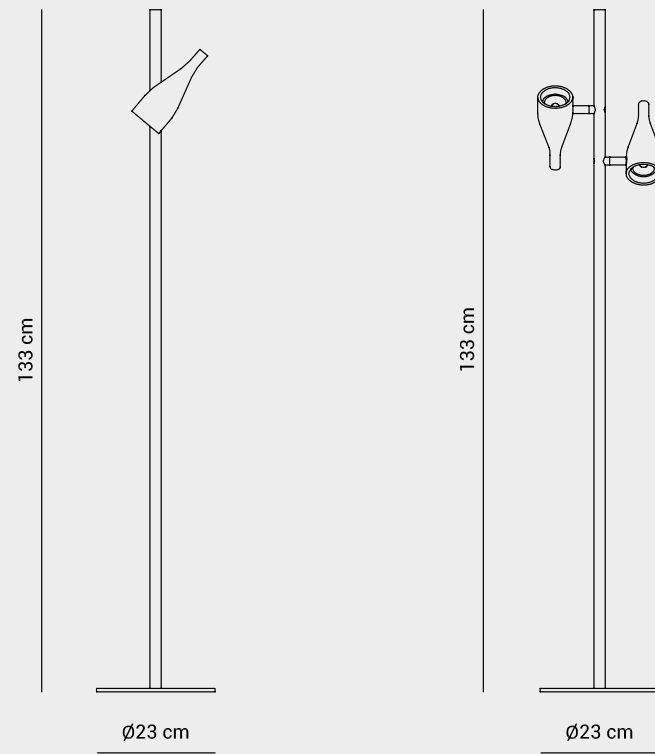
**REFERENCE CODE**

Timber Line-3 Black	Black shade	20TIM1693LESZ40
Timber Line-3 Black	Oak shade	20TIM1693LOAK40
Timber Line-3 Black	Walnut shade	20TIM1693LNUT40
Timber Line-4 Black	Black shade	20TIM1694LESZ40
Timber Line-4 Black	Oak shade	20TIM1694LOAK40
Timber Line-4 Black	Walnut shade	20TIM1694LNUT40

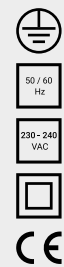


# Timber Lounge Single & Double

Ernst Koning, 2022

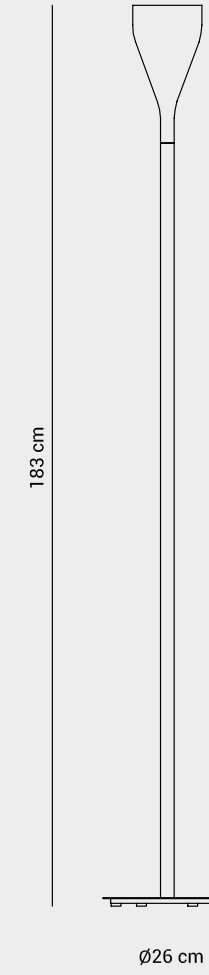


LIGHT SOURCE	Timber Lounge Single Timber Lounge Double 230-240 VAC/50Hz 2700K 450lm CRI 90 on/off	Led 4,5W/500mA Led 2 x 4,5W/500mA
PRODUCT USE	Indoor IP20	
MATERIALS	Lamp stand: powder coated steel Shade: wood	
FINISH	Walnut Oak Ash black	
REFERENCE CODE	Timber Lounge Single Black Timber Lounge Single Black Timber Lounge Single Black	Black shade 20TIM1691LESZ40 Oak shade 20TIM1691LOAK40 Walnut shade 20TIM1691LNUT40
	Timber Lounge Double Black Timber Lounge Double Black Timber Lounge Double Black	Black shade 20TIM1692LESZ40 Oak shade 20TIM1692LOAK40 Walnut shade 20TIM1692LNUT40



# Timber Up

Ernst Koning, 2022



LIGHT SOURCE	LED 20W Dim to warm 1800-3000K 1900lm CRI 90
PRODUCT USE	Indoor IP20
MATERIALS	Base & stem: powder coated steel Shade: wood
FINISH	Oak Walnut Black ash
REFERENCE CODE	See price list











# Glow

MARC DE GROOT

2008



The classic Dutch bicycle provided the inspiration for this unique design by Marc de Groot. He based his design on the most characteristic element of the bicycle: the spoked wheels. And specifically, wire-spoked wheels from the 1920s. The Glow's visible arch construction of spring steel and the stretch fabric shade reinforce the strong, graphic lines. The lamp's open construction directs light up and down, creating a pleasant light effect in the room. Glow is available in three different sizes (S, M and L) and in black, white and grey. Designer Marc de Groot won the 100% Design Prize with Glow in 2006.



PENDANT LAMP






## Glow Knit 2022

The eye-catching 3D knitted covers of Glow Knit have a semi-transparent and soft three-dimensional look. The covers create a surprising effect when the light is switched on and a warm and sturdy effect when switched off. Glow Knit is available in four colours: Rust, Pebble, Anthracite and White.


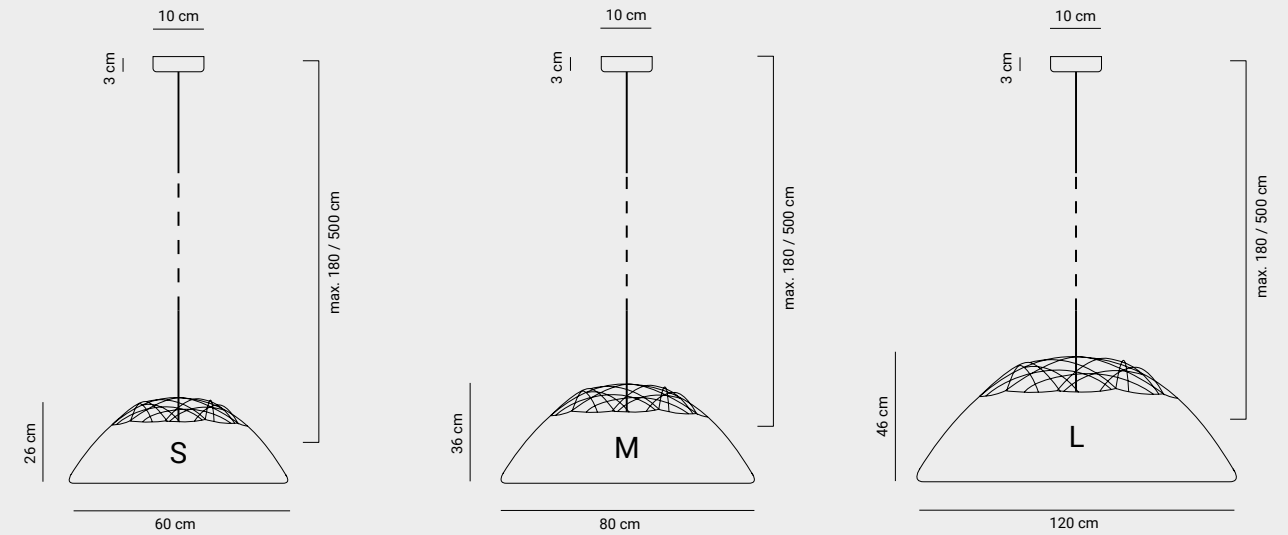






# Glow - S, M, L

Marc de Groot, 2008



LIGHT SOURCE E27 max. 60 W  
(light bulb not included)

PRODUCT USE Indoor IP20

MATERIALS Frame: aluminium and steel  
Cloth: fire retardant polystretch

FINISH white  
grey  
black

3d knitted translucent fabric white  
3d knitted translucent fabric anthracite  
3d knitted translucent fabric beige  
3d knitted translucent fabric rust

REFERENCE CODE			cable length 1.8 m		cable length 5.0 m	
	Glow S	white	20GLOW0600500		20GLOW06005501	
	Glow S	grey	20GLOW06005070		20GLOW06005570	
	Glow S	black	20GLOW06005040		20GLOW06005540	
	Glow M	white	20GLOW08005001		20GLOW08005501	
	Glow M	grey	20GLOW08005070		20GLOW08005570	
	Glow M	black	20GLOW08005040		20GLOW08005540	
	Glow L	white	20GLOW12005001		20GLOW12005501	
	Glow L	grey	20GLOW12005070		20GLOW12005570	
	Glow L	black	20GLOW12005040		20GLOW12005540	

Glow Knit See price list





## PENDANT LAMP

Designer Alex de Witte is no stranger to glass. He has worked with this material for many years and won fame with his unique Bubble Lamp. Axle is the result of a study into the breaking of light and working with multiple layers of glass. The result is a sturdy and elegant design that feels familiar and comfortable. Axle is mouth blown and exemplifies a mastery of clever craftsmanship. The lamp is available in small, medium and large and in Opal White, New Brown, Antique Green and Smoke Blue. Axle can be used as a standalone pendant, or a combination of three or five pendants can create a chandelier. The lamp is dimmable in two ways: via a built-in LED or a customised E14 LED bulb. Both options provide warm and functional light.

# Axle

ALEX DE WITTE

2018



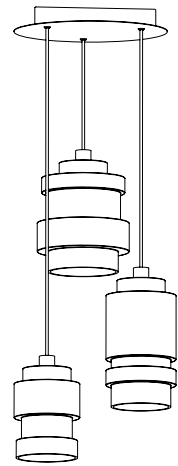




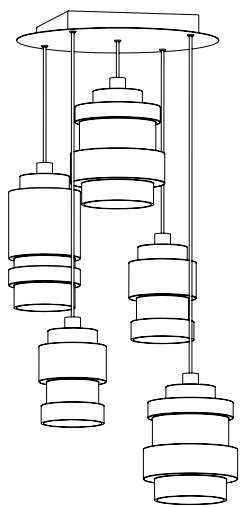




Axle chandelier 3



Axle chandelier 5



## Axle Chandelier 2018

Axle also comes as a chandelier of 3 or 5 fixtures of your choice including a canopy. Mix & Match your own creation. The canopies are available with 3 or 5 holes and in black and white.





Customized E14 LED



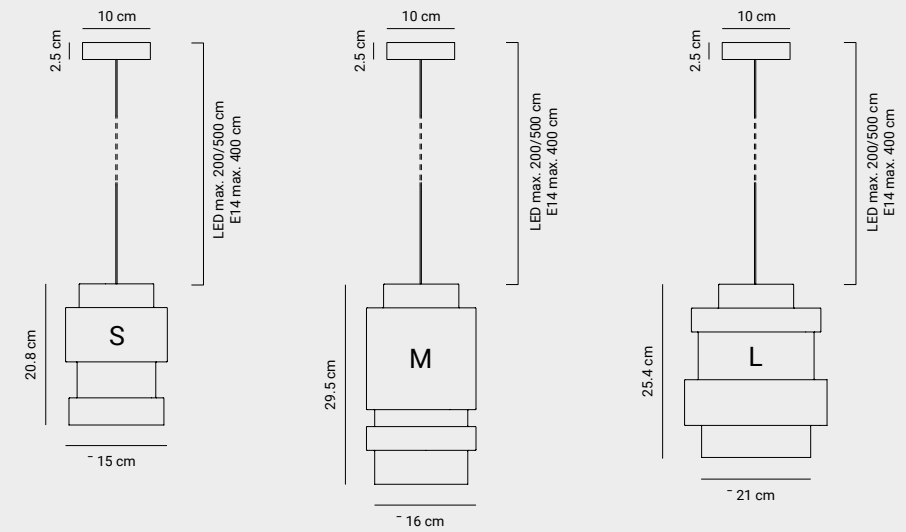
Built-in LED



Green, Brown, Blue, White

# Axle

Alex de Witte, 2018



## LIGHT SOURCE

LED 5.19W  
2200K-3000K | 500 lm | CRI 90  
220-240 VAC/50Hz  
Phase cut dim  
or  
E14 max. 40W | 250V  
(light bulb not included)

## PRODUCT USE

Indoor IP20

## MATERIALS

Shade: Blown glass  
Suspension: black anodized steel and aluminium

## FINISH

blue - brown - green - white

## REFERENCE CODE

### SHADE EXCL. SUSPENSION

S	brown	20AXLE001500031
S	blue	20AXLE001500048
S	white	20AXLE001500161
S	green	20AXLE001500233
M	brown	20AXLE001600031
M	blue	20AXLE001600048
M	white	20AXLE001600161
M	green	20AXLE001600233
L	brown	20AXLE002100031
L	blue	20AXLE002100048
L	white	20AXLE002100161
L	green	20AXLE002100233

### SUSPENSION

LED	2m cable	20AXLE0020LED01
LED	5m cable	20AXLE0050LED01
E14	4m cable	20AXLE0040E1401

### E14 LIGHT SOURCES (RECOMMENDED)

LED 45 - LED Filament E14	20FILAMENTLED45
LED 25 - LED Filament E14	20FILAMENTLED25
4.5W 2700K 450lm CRI90	
Dimmable	

Canopy 3 White RAL9016	20PLAF030000001
Canopy 3 Black RAL9005	20PLAF030000040
Canopy 5 White RAL 9016	20PLAF050000001
Canopy 5 Black RAL 9005	20PLAF050000040













# Flybye

ERNST KONING

2018




Flybye, a design by Ernst Koning, consists of a powder-coated steel shade with a sleek outline. This shade rests on a high quality, custom-made LED tube with warm, white light. The two elements combine to provide functional, outstanding quality direct light. The perforated pattern in the Flybye's shade also gives indirect light, ensuring balanced light distribution in the room. An ideal pendant lamp for above a dining table, desk or a kitchen island. Available in white and black. The colour of Flybye can easily be changed by adding a perforated Divina cover from Kvadrat to create a colour accent. This immediately softens the appearance of the Flybye.




PENDANT LAMP







The colour of Flybye can easily be changed by adding a perforated Divina cover from Kvadrat. Available in 5 colours




Divina MD 453




Divina MD 653



Divina MD 773



Divina MD 843



Divina MD 973



Flybye white with Divina cover



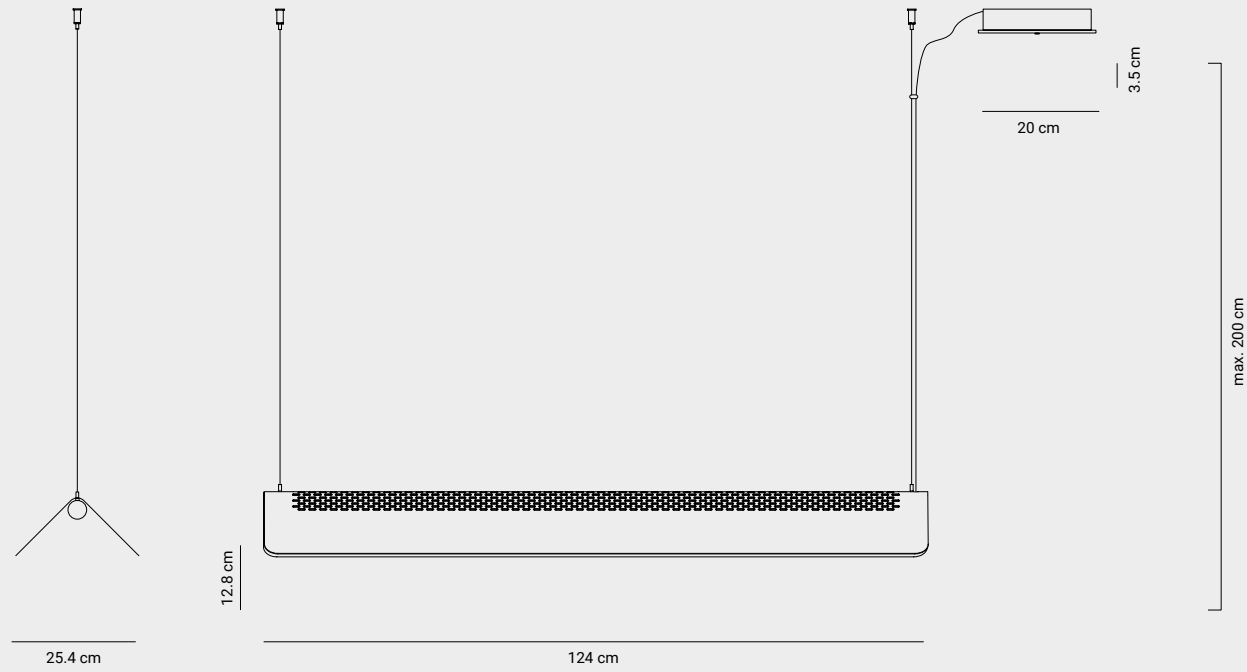
## Flybye T2 2020

Flybye T2 is ideal for use in libraries, offices and on conference tables. The position of the shade acts as a natural space divider and offers privacy. Similar to the Flybye T1, the legs can also be mounted directly on the table or on an upright.



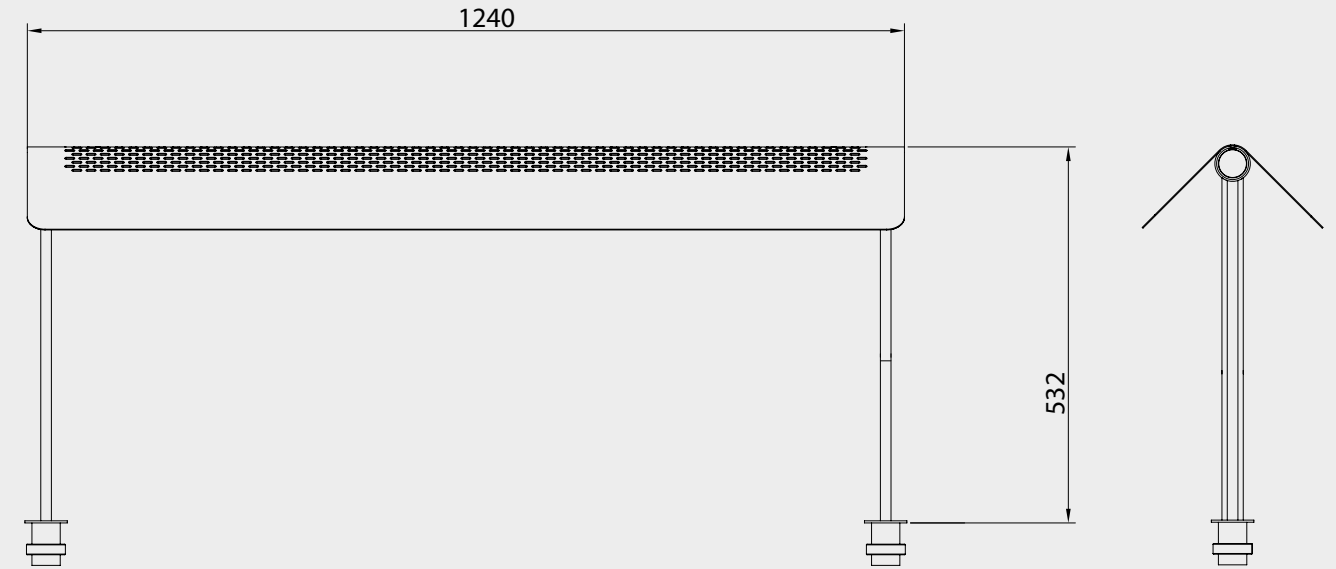
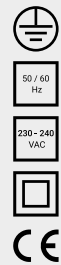
TABLE LAMP





LIGHT SOURCE	LED 16,4W 2700K, 1700 lm, CRI 90 or LED 21,6W 3000K, 2100 lm, CRI 90 Phase cut dim*		
PRODUCT USE	Indoor IP20		
MATERIALS	Shade: powder coated steel Diffuser: PMMA		
FINISH	black white		
COVER (OPTIONAL)	Divina MD 453 Divina MD 653 Divina MD 773 Divina MD 843 Divina MD 973		
REFERENCE CODE	black	2700K	20FLYBYE0027040
	black	3000K	20FLYBYE0030040
	white	2700K	20FLYBYE0027001
	white	3000K	20FLYBYE0030001

\*Dali dim on request




LIGHT SOURCE	LED 16,4W 2700K, 1700 lm, CRI 90 or LED 21,6W 3000K, 2100 lm, CRI 90 No dimming*   On/off		
PRODUCT USE	Indoor IP20		
TECHNICAL CHARACTERISTICS	Switch on stem		
MATERIALS	Shade: powder coated steel Diffuser: PMMA		
FINISH	black white		
REFERENCE CODE	black	2700K	20FLYBYET227040
	black	3000K	20FLYBYET230040
	white	2700K	20FLYBYET227001
	white	3000K	20FLYBYET230001
	<b>TABLE MOUNT</b>		
	2 stems $\varnothing$ 40 mm	20BLADKOPT20040	suitable for table tops up to 50 mm thick

\*Phase cut/ Dali dim on request







A sophisticated, functional design is key for designer Ernst Koning. These elements are clearly reflected in the Ring design. The Ring is a modern, open pendant with a timeless character and amazing light comfort. LED lighting is cleverly concealed in the design to prevent a direct glare, making it ideal to hang above a desk or dining table. The open design of the fixture distributes the light pleasantly, and the uniform light intensity prevents harsh, undesirable shadows. The perforated steel shade gives a subtle decorative effect while emitting light at the same time. This interaction stimulates curiosity, an effect the designer likes to evoke in his designs. Ring is a subtle pendant lamp with unique details that will complement a diverse range of interiors.

PENDANT LAMP

# Ring

ERNST KONING


2018







No additional electric cable



Light red, Green, Blue



## Ring Floor 2020

The Ring is also available as a floor lamp in exactly the same design as the pendant and table lamp. All three versions are dimmable and available with a black or white powder coating finish. On request, the lamps are also available in other RAL colours.








TABLE LAMP



## Ring T1 2019

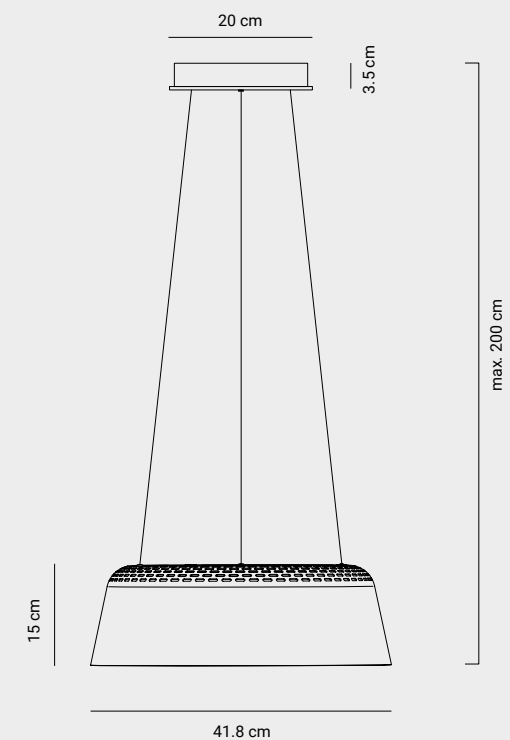
Carrying on the theme of the Ring pendant lamp is the table version, the Ring T1 with a pin mount or a rectangular base. This table version offers the same unique features as the pendant. No glare thanks to the cleverly integrated LED and pleasant light distribution thanks to the open design. The uniform light intensity prevents harsh, undesirable shadows. And here too, the characteristic pattern in the shade gives a subtle decorative effect while emitting light at the same time. In short, the Ring T1 is also a stunning, paired-back design with exceptionally high light comfort.





# Ring

Ernst Koning, 2018



LIGHT SOURCE	LED 16.4W 2700K, 1400 lm, CRI 90 Phase cut dim*		
PRODUCT USE	Indoor IP20		
MATERIALS	Shade: powder coated aluminium Diffuser: PETG		
FINISH	black white		
REFERENCE CODE	black white	RAL 9005 RAL 9016	20RINGE0000005040 20RINGE0000005001

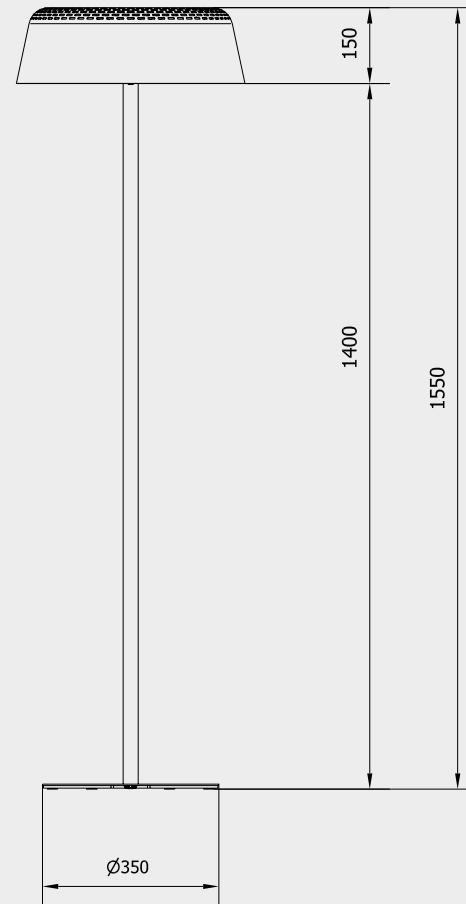
\*3000K and Dali dim on request





# Ring Floor

Ernst Koning, 2020

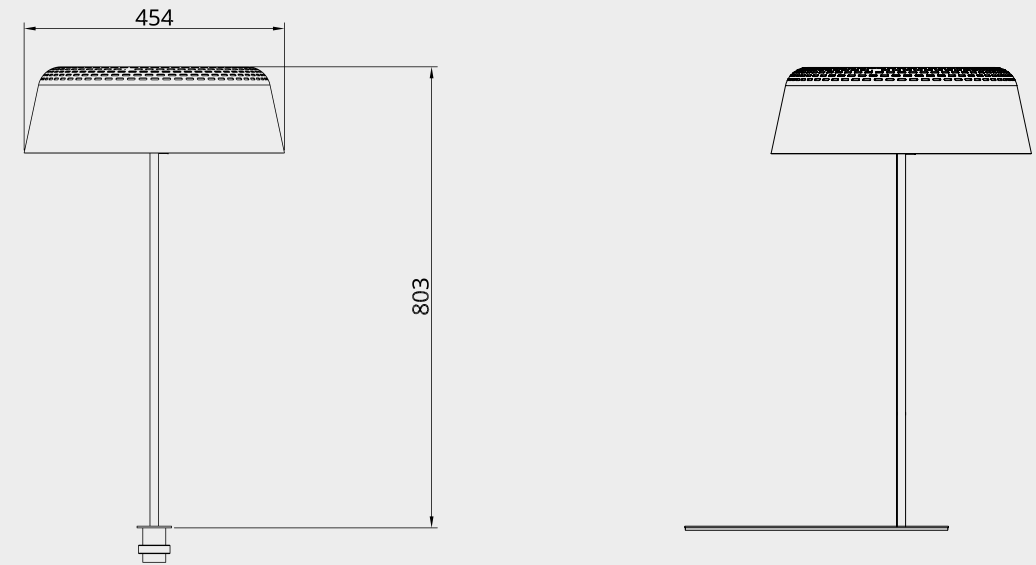


LIGHT SOURCE	LED 16.4W 2700K, 1400 lm, CRI 90		
PRODUCT USE	Indoor IP20		
DIMMABLE	Yes		
MATERIALS	Shade: powder coated aluminium Diffuser: PETG		
FINISH	black white		
REFERENCE CODE	Ø 45.3cm		
	black	RAL 9005	20RINGKAP000001
	white	RAL 9016	20RINGKAP000040
	2700K LED		
	black	RAL 9005	20RINGVLO027040
	white	RAL 9016	20RINGVLO027001



# Ring T1

Ernst Koning, 2019

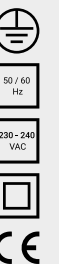



LIGHT SOURCE	LED 16.4W 2700K, 1400 lm, CRI 90 No dimming*   On/off		
PRODUCT USE	Indoor IP20		
MATERIALS	Shade: powder coated aluminium Diffuser: PETG		
FINISH	black white		
REFERENCE CODE	black	RAL 9005	20RINGT100005040
	white	RAL 9016	20RINGT100005001

<i>TABLE BASE</i>			
black	RAL 9005	20VOET00T100040	
white	RAL 9016	20VOET00T100001	

<i>TABLE MOUNT</i>			
stem Ø 40 MM	20BLADKOPT10040		
	suitable for table tops up to 55 mm thick		

\*3000K and phase cut/ Dali dim on request









# Limpid

ESTHER JONGSMA  
SAM VAN GURP

2015



Limpid Light, a design by Esther Jongsma and Sam van Gulp from studio VANTOT, is an innovative LED module enclosed by mouth blown glass with a clear and a sand-blasted surface that creates different light effects. The clever pulley system allows the position of the LED module in the glass shade to be adjusted. The clear part of the shade provides functional light, while behind the sand-blasted surface of the shade, the emitted light is soft and diffuse for a more intimate atmosphere. The Limpid Light is a refined and extremely practical pendant lamp for above a table, in an entrance hall or as an alternative to a floor lamp next to a sofa or armchair.


The Limpid Light collection consists of three elegant designs of mouth blown shades with an innovative LED module that provides warm, white light. Unfortunately, the Netherlands does not have a traditional glass-blowing industry, so the glass shade is manufactured in a glass-blowing factory in the Czech Republic. The suspension system and LED module for this collection were developed in the Netherlands, where they are produced and assembled. The pulley system and ceiling fitting are made from black powder-coated steel and solid brass. In addition to the adjustable versions, Limpid Lights are also available without a pulley system. The glass shades are available in S, M and L versions and in the subtle shades of Smoke and Transparent.




*The clever pulley system allows the position of the LED module in the glass shade to be adjusted*







*Suspension of fixed LED module*



*Suspension of adjustable LED module*





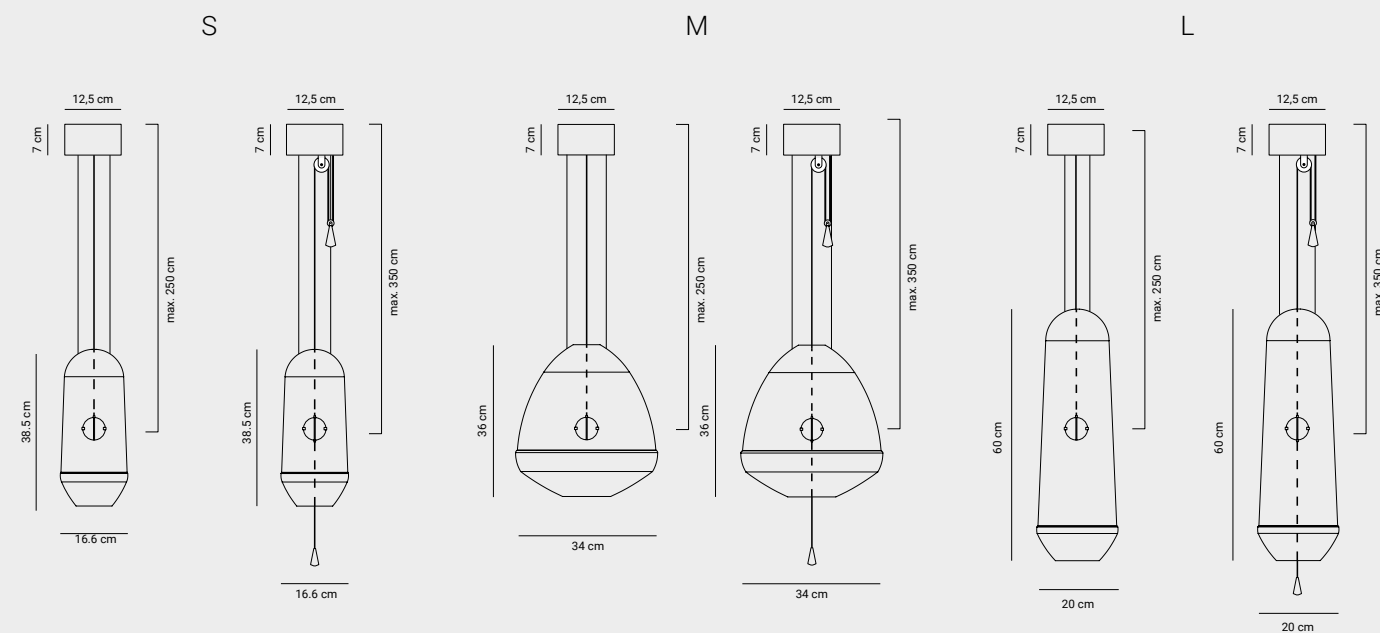
Medium Smoke non-adjustable LED, Large Transparent adjustable LED, Small Transparent adjustable LED



Customized LED - adjustable or fixed

# Limpid Light - S, M, L

Esther Jongsma & Sam van Gorp, 2015



LIGHT SOURCE LED 12 W  
2700K  
1200 lm  
CRI 80  
Phase cut dim

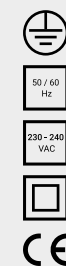
PRODUCT USE Indoor IP20

MATERIALS Shade in glass (The glass is mouthblown and therefore can contain airbubbles.)  
Adjustable suspension in steel and brass  
Non-adjustable suspension in steel

FINISH Smoke  
Transparent

REFERENCE CODE Suspension system:  
adjustable 20LIMPID0000A1  
non-adjustable 20LIMPID0000A2

Shade:	S	Smoke	20LIMPID03039034
	S	Transparent	20LIMPID03039001
	M	Smoke	20LIMPID02037034
	M	Transparent	20LIMPID02037001
	L	Smoke	20LIMPID01061034
	L	Transparent	20LIMPID01061001





24, designed by Julia Raymakers, adapts to your rhythm and mood, providing the right light for every moment of the day. The Human Centric Lighting technology allows this ingenious light design to vary in colour, light intensity and light functionality. 24 provides both direct and indirect light that can be individually switched on and off, as well as an adjustable light intensity. The lamp can rotate 360° to instantly transform your workspace into a relaxing living space. The ideal solution if you work from home. The LED strip for indirect light is dimmable, with a variable colour temperature spectrum of 2700 to 4000 K. The LED spot, which forms a striking design detail, creates ambient light for more intimate, relaxed occasions. 24 is available in anthracite and white.

PENDANT LAMP



# 24

JULIA RAYMAKERS

2019










Direct & Indirect Light  
360°



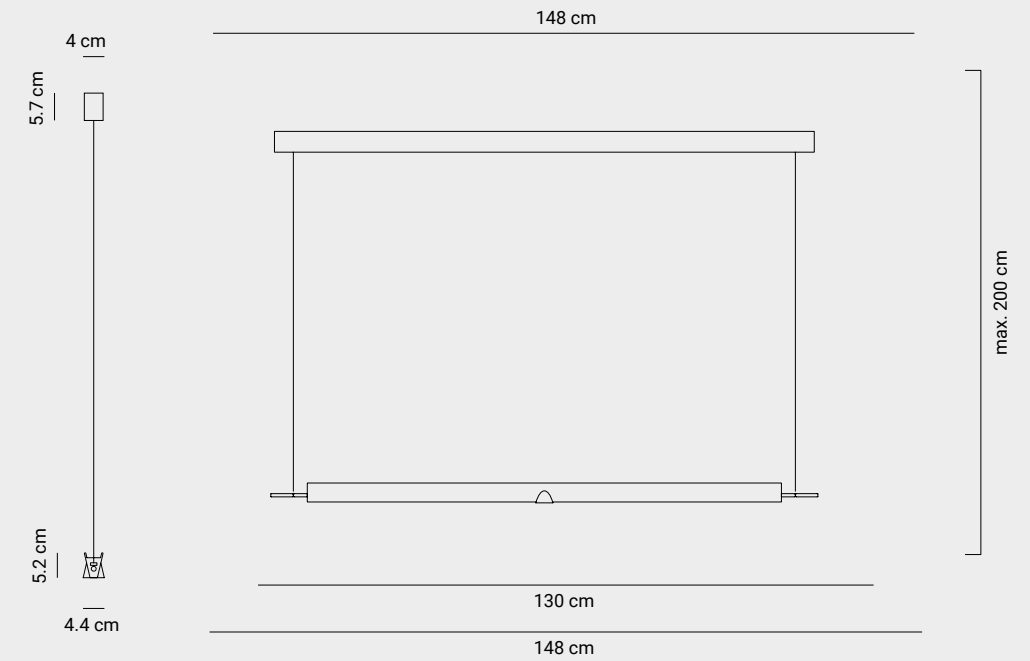
### Colour Temperature



2700K

4000K


Morning: Cool light, high intensity  
Afternoon: White light, high intensity  
Evening: Warm light, low intensity  
Night: No light



LIGHT SOURCE	SORAA spot LED 6W 2700K   430 lm   CRI 95 + led strip LED 25.2W 2700K-4000K   2400-2650 lm   CRI 90 Dimming on the fixture		
PRODUCT USE	Indoor IP20		
MATERIALS	Shade: powder coated aluminium, Ceiling rose: powdercoated steel		
FINISH +	white	RAL 9016	20HL24000009016
REFERENCE CODE	anthracite	RAL 7021	20HL24000007021









Limpid



Vapour








# Vapour

IRIS VAN DAALEN  
RUBEN THIER 2018




Designers Iris van Daalen and Ruben Thier have created a remarkable contrast between geometric and organic shapes. Vapour was inspired by a fascination with the structure and dynamics of nature: the unfolding of petals and the hypnotic effect of gently flowing water or vapour swirling upwards through the air. An elegant sleeve around the LED tube of etched PMMA can be moulded to fashion any shape or effect you like. The light effect is created by an ingenious laser-cut pattern, which ensures that light is radiated uniformly from every part of the lamp. Vapour is made up of a family of several horizontal and vertical LED tubes that offer multiple configurations. Even when the lamp is off, the Vapour is an exquisite, decorative centrepiece. The Vapour is available in two colours, the horizontal and vertical versions are the same size. The optional pale sleeve resembles a fine cloud of vapour, while the black version adds a more graphic signature.






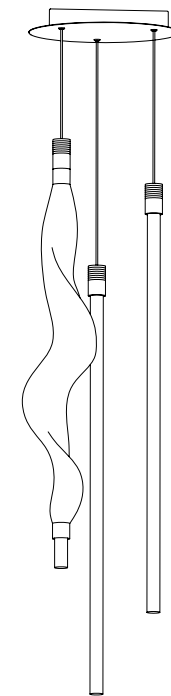







## Vapour Chandelier 2018

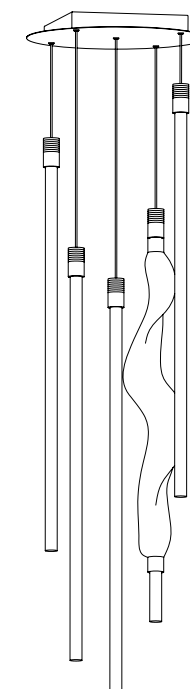
Vapour also comes as a chandelier of 3 or 5 vertical fixtures of your choice including a canopy. Mix & Match your own creation. The canopies are available with 3 or 5 holes and in black and white.



*Vapour chandelier 3*




*Vapour chandelier 5*





# Vapour Configurations

There are endless configurations possible with Vapour.  
Let us inspire you with some of the possibilities.



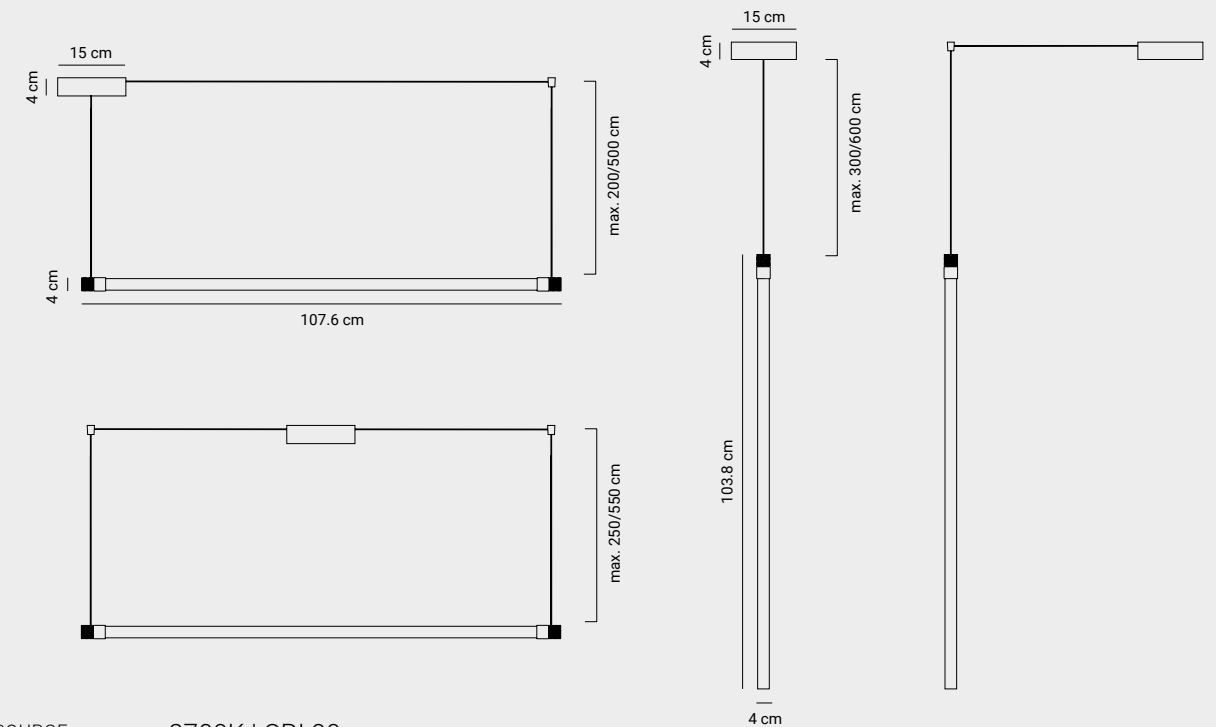






# Vapour

Iris van Daalen & Ruben Thier, 2018



LIGHT SOURCE	2700K   CRI 90 Dimming*   phase cut			
	Horizontal 2 x 7.5W   1000lm Vertical 7.5W   500lm			
PRODUCT USE	Indoor IP20			
MATERIALS	LED fixture: PMMA, aluminium Ceiling rose: powdercoated steel Sleeve: PET, aluminium			
FINISH	Heat sinks available in black and brass. Optional sleeve available in transparent sleeve with brass or black holders or black sleeve with black holders.			
REFERENCE CODE	<i>LED FIXTURE</i>			
	Horizontal	black	3m	20VAPOUR0030H40
	Horizontal	brass	3m	20VAPOUR0030H51
	Vertical	black	3m	20VAPOUR0030V40
	Vertical	brass	3m	20VAPOUR0030V51
	Horizontal	black	6m	20VAPOUR0060H40
	Horizontal	brass	6m	20VAPOUR0060H51
	Vertical	black	6m	20VAPOUR0060V40
	Vertical	brass	6m	20VAPOUR0060V51
	Canopy 3	White RAL9016		20PLAF030000001
	Canopy 3	Black RAL9005		20PLAF030000040
	Canopy 5	White RAL 9016		20PLAF050000001
	Canopy 5	Black RAL 9005		20PLAF050000040
	<i>SLEEVE</i>			
	Transparent with brass holders		20VAPOUR000TRGO	
	Transparent with black holders		20VAPOUR000TRZW	
	Black with black holders		20VAPOUR000ZWZW	

\*Dali dim on request







The Rhythm of Light is a stunning design by Susanne de Graef. With its unique rhythm full of movement and colour, the Rhythm of Light truly inspires dreams. Susanne de Graef was influenced by the essence of light when creating her design. The colours of Rhythm of Light mimic the changing patterns of sunlight at sunrise and sunset. The shape was inspired by the crinoline, the classic petticoat with hoops worn in the 19th century. The meticulous handwork is reflected in the stitches and knots used to thread the 180 ultra-thin wires that have been precisely measured and attached to the frame. The lamp can be suspended in two different positions: hanging loose in an elegant bell shape or taking the form of a contemporary chandelier by lifting the lower ring. The lamp is available in gold brown, dark blue and rainbow.

PENDANT LAMP

# Rhythm of Light


SUSANNE DE GRAEF

2016






Rainbow



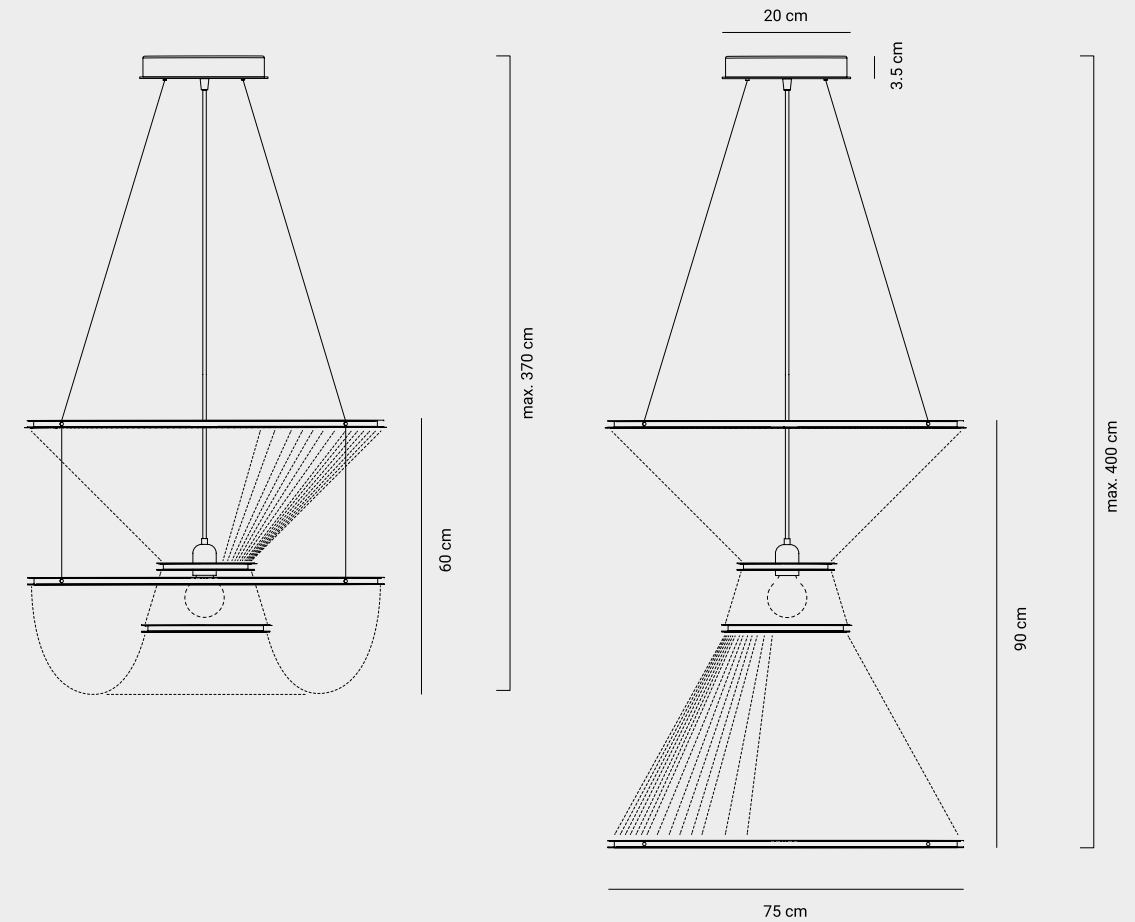
Dark blue



Rainbow

# Rhythm of Light

Susanne de Graef, 2016



LAMP HOLDER E27 max. 75W  
light bulb not included

PRODUCT USE Indoor IP20

MATERIALS Polyester yarn  
Powder coated steel

FINISH rainbow  
dark blue  
steel rings: oxide

Rhythm of Light is standard delivered with 3 thin steel cables to easily adjust the shape of the fixture.





# Lotek

BENNO PREMSELA

1982



Simply sketch a few thin lines and a cube and you have the Lotek. This floor lamp was designed in 1982 by Benno Premsele. Since then, it has remained one of the most famous design classics in Dutch lighting. The timeless character is a valuable addition to any interior. The design is multifaceted: minimalism, architecture, balance and functionality. For the soft linen cube Premsele sought inspiration in the Japanese Tatami mat, a rice paper screen that lets through diffused light. The Lotek consists of a 30 cm by 30 cm module with a height of 30, 60, 90 or 120 cm. The metal legs are supplied in every height so you can alter the height of the lamp after a while. The floor lamp is also lightweight and easy to move. Lotek XS and Lotek XL are a further evolution of the original design, with all parts exactly 33.3% smaller or 33.3% larger.

TABLE LAMP



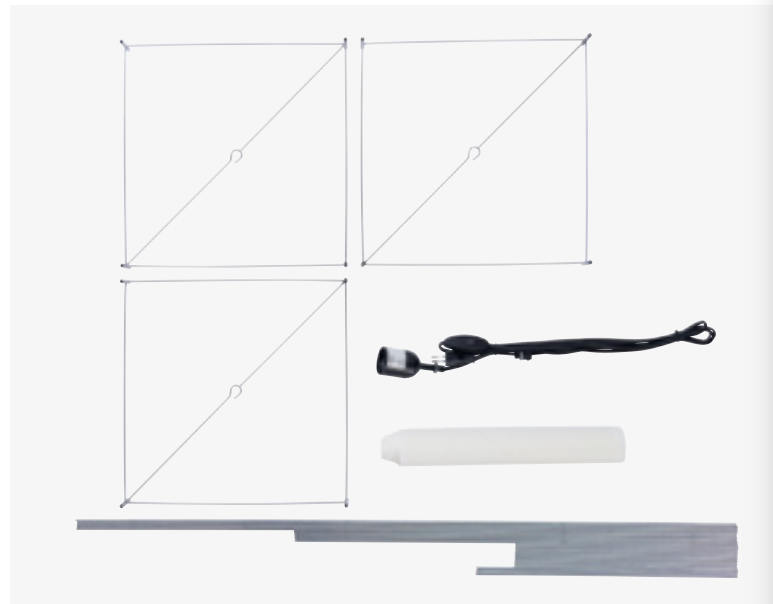
Lotek XS, steel frame



*Lotek Classic, steel frame*

THE LOTEK CONCEPT

1 Lotek, 4 possibilities  
 One Lotek box includes frames for 4 different heights.  
 With the rods in the packaging you can build either  
 30cm, 60cm, 90cm or 120cm height.



*Lotek Classic, steel frame*

**Lotek Classic** 1982

FLOOR LAMP



*Lotek Classic, black frame*



# Lotek XS 1982



Lotek XS, steel frame

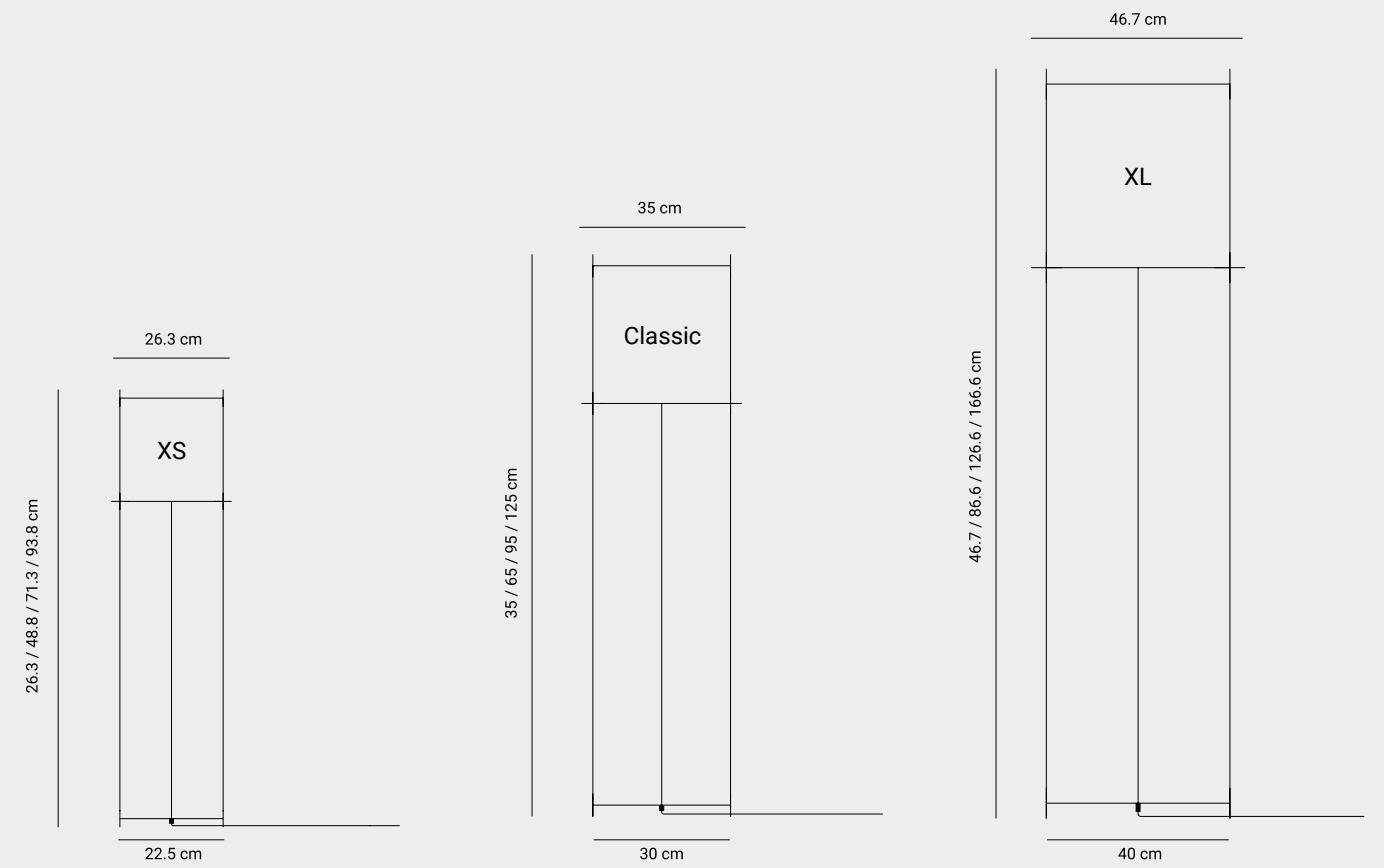


# Lotek XL 1982

Lotek XL, steel frame

# Lotek

Benno Premsela, 1982



Concept: a Lotek box includes frames for 4 different heights

LIGHT SOURCE E27 max. 75 W (Lotek XS max. 40W)  
Light bulb not included

PRODUCT USE Indoor IP20

MATERIALS Frame in steel  
Cloth non woven polyester

REFERENCE CODE	Classic	black frame (4-unit box)	20LOTEK12001002
	Classic	steel frame (4-unit box)	20LOTEK12002001
	XL	steel frame (2-unit box)	20LOTXL09001001
	XS	steel frame (4-unit box)	20LOTXS09001001



50 / 60 Hz

230-240 VAC





FLOOR LAMP

Eclips is an atmospheric uplight, downlight, wall lamp and reading lamp in one stunning object. This versatile lamp can be easily transformed to suit the function of your needs. The two semi-globes can rotate 360° and create a special effect in every position from a wide to narrow beam or an eclipse. In the closed position, a circle-shaped eclipse is created, and transforms the lamp to give a subtle, atmospheric effect.


Hollands Licht decided to restart production of this Dutch design classic by Evert Jelle that dates to 1964. In collaboration with his son Adse, Studio Spierenburg is behind this 2020 version. For the purpose of this redesign, an elegant base with a single upright has been substituted for the original base. The classic E27 fitting has been replaced by an innovative, integrated LED element which radiates 360°.



# Eclips

EVERT JELLE JELLES

1964 / 2020





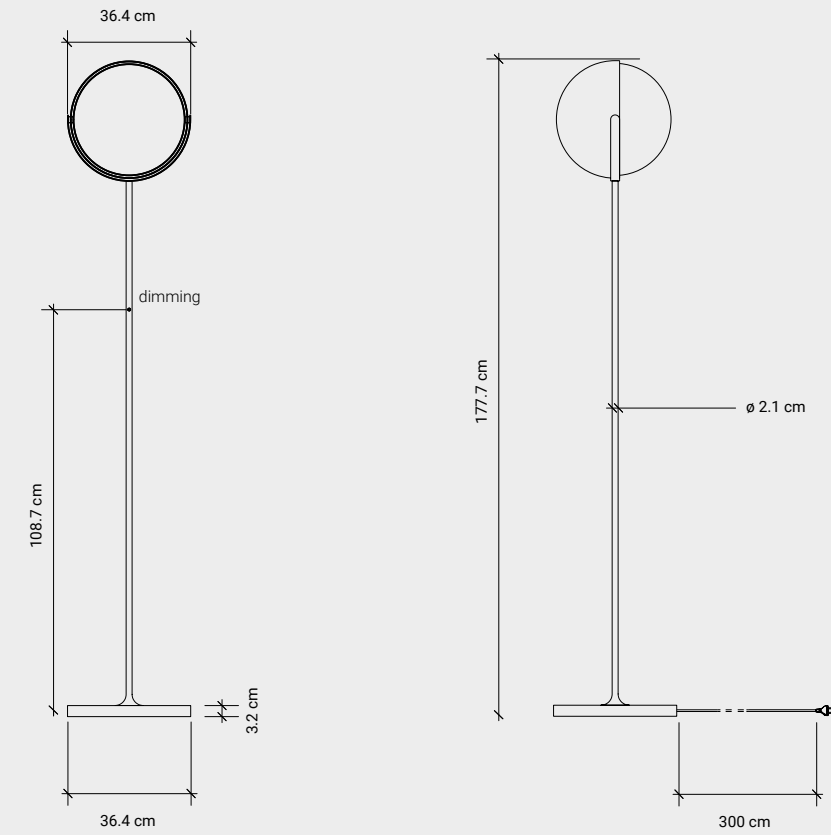


Light red, Blue

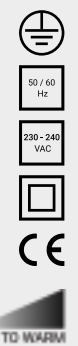


# Eclips

Evert Jelle Jelles, 1964 / 2020



LIGHT SOURCE	Built-in LED 14W 1800 - 3000K 1150 lm CRI 95		
	Switch and dimmer on stem		
PRODUCT USE	Indoor IP20		
MATERIALS	Powdercoated aluminium Steel		
FINISH +	white	RAL 9016	20ECLIPS00009016
REFERENCE CODE	anthracite	RAL 7021	20ECLIPS00007021







# Pleat

WIEBE BOONSTRA  
MARTIJN HOOGENDIJK  
MARC VAN NEDERPELT

2009



Designers Wiebe Boonstra, Martijn Hoogendijk and Marc van Nederpelt from DUM office have devised an extraordinary light design with Pleat. A classic pleat in elegant dimensions has inspired a series of pendant and floor lamps with fabric shades. An ideal collection to add a touch of warmth to any interior. Pleat is available in two different sizes in white, anthracite, deep green, cinnamon brown and sand taupe.





# Pleat Floor 2009

FLOOR LAMP



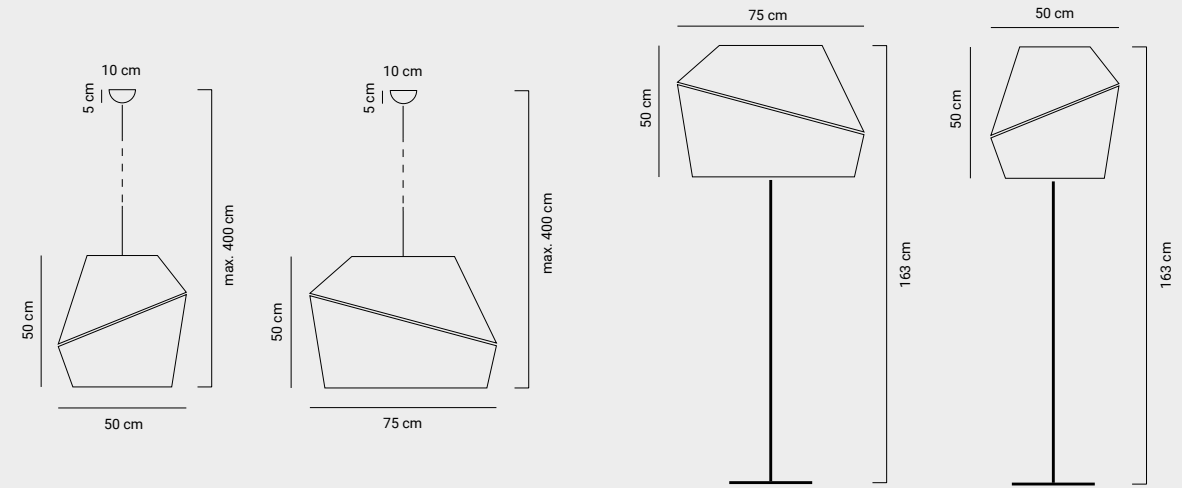






# Pleat

Wiebe Boonstra, Martijn Hoogendijk & Marc van Nederpelt, 2009



LAMP HOLDER E27 max. 60 W  
*light bulb not included*

PRODUCT USE Indoor IP20

MATERIALS *FLOOR*  
Shade: polyester  
Base and frame: steel

*SUSPENSION*  
Shade: polyester,  
Ceiling rose and frame: steel

FINISH antracite  
white  
deep green  
cinnamon brown  
sand taupe

REFERENCE CODE	<i>FLOOR</i>		
	antracite	50	20PLEAT0504071
	antracite	75	20PLEAT0754071
	white	50	20PLEAT0504001
	white	75	20PLEAT0754001
	<i>SUSPENSION</i>		
	antracite	50	20PLEAT0500071
	antracite	75	20PLEAT0750071
	white	50	20PLEAT0500001
	white	75	20PLEAT0750001





White, Antracite, Deep green, Sand taupe, Cinnamon brown



# King Arthur Wall

JESSE VISSER

2018



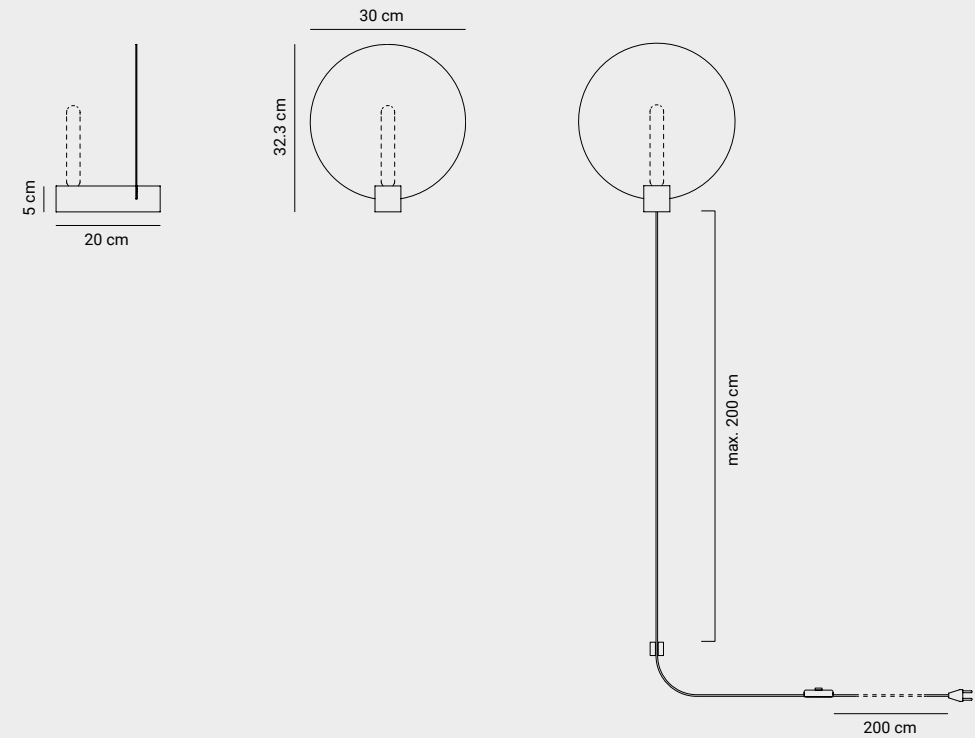


Designer Jesse Visser applied anodized aluminium with an elegant matte finish for King Arthur wall. An example of a successful high-quality design that is the result of creative research into construction and techniques. The elegant matte circular surface is the backdrop to showcase the ingenious blown light source. This design is available in black and gold. A special powerful E14 LED bulb has been developed for King Arthur wall.



# King Arthur wall

Jesse Visser, 2018



LAMP HOLDER	E14 max. 40W light source not included	
PRODUCT USE	Indoor IP20	
MATERIALS	Anodized aluminium	
FINISH	black gold	
REFERENCE CODE	black gold	20KING05005040 20KING05005051
	accessory: cable	20KING05009000
	<i>E14 LIGHT SOURCE (RECOMMENDED)</i>	
	LED 25 – LED Filament E14 4.5W 2700K 450lm CRI90	20FILAMENTLED25
	Phase cut dimmable	



## COLOFON

**Crafted by local Dutch creatives**

### **Art Direction / Graphic Design**

Raw Color

### **Copy**

Mariska Cornelissen

### **Photography**

Alexander van Berge

Inga Powilleit

Jeroen van der Wielen

Marieke Dijkhof

Oscar Vinck

Gispen

p.39 Fotografie Yumeko 2020

p.96/97 Chair – Artifort Shark / Design René Holten

– Table – Artifort Clarion / Design Artifort Design

Group / Stools – Artifort Lilla 2.0 / Design Patrick

Norguet

p.46 Sofa – Artifort C683 / Design Kho Liang Le -

Stools – Artifort Perching / Design Studioilse

### **Styling**

Bregje Nix

Kamer465

### **Shooting location**

Felix Meritis, Amsterdam, The Netherlands

Pillows Grand Boutique Hotel Reylof, Ghent, Belgium

### **Print catalog 2023**

Tuijtel

Hollands Licht

Cruquiusweg 111 L

1019 AG Amsterdam

0031 (0) 20 691 81 61

[info@hollandslight.eu](mailto:info@hollandslight.eu)

[hollandslight.eu](http://hollandslight.eu)



